

# 3 HP Model 300



JOB:

Item No.:



## FOOD WASTE DISPOSER SPECIFICATIONS

### CORROSION RESISTANT BODY

Permanent molded from heat treated aluminum alloy.

### EXTENDED LIP WATER SEAL

Protects the motor from damage by water.

### TAPERED ROLLER BEARING

Provides longer motor life, quiet operation and shock absorbing.

### WATER COOLED MOTOR

Provides maximum efficiency and longer life.

### QUIET OPERATION

Extra thick rubber mounting adaptor and drain outlet isolates sound and eliminates vibration.

### WASTE MIXING CHAMBER

Extra large to ensure proper mixture of water to waste.

### NEMA 4 Watertight Controls

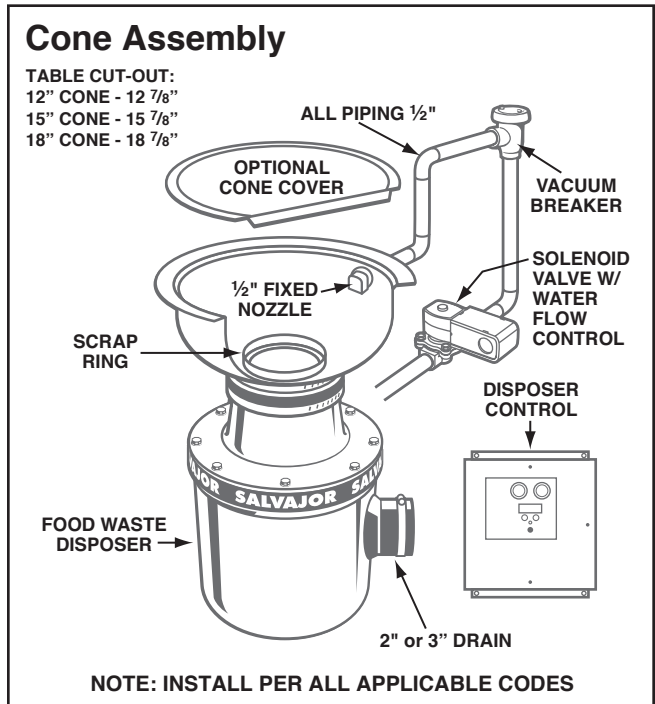
**MSS**

**MRSS**

**ARSS-2**

**ARSS**

Optional Line Disconnect (LD) available on MSS, MRSS, & ARSS



### FULL LOAD AMPS

<input type="checkbox"/>	208 Volts	3 Phase	8.8 Amps
<input type="checkbox"/>	230 Volts	3 Phase	8.0 Amps
<input type="checkbox"/>	460 Volts	3 Phase	4.0 Amps

◆ SPECIFY EXACT OPERATING VOLTAGE ◆

# Salvajor Model 300

## Food Waste Disposer 3 HP – 3 Phase

### DETAILS AND DIMENSIONS

#### SPECIFICATIONS:

**MOUNTING** – Rubber adaptor above grind chamber and rubber drain outlet isolates sound and eliminates vibration. No metal to metal contact.

**EXTERIOR HOUSING** – Permanent molded from heat treated, corrosion resistant aluminum alloy then computer machined to a smooth polished finish. Paint free.

**SHREDDER** – 9 inch diameter, machined high strength, wear resistant hardened carbide alloy.

**ROTOR** – 9 inch diameter with 4 cutter bars, machined high strength, wear resistant hardened carbide alloy.

**MOTOR** – 3 HP totally enclosed. Fan cooled and water cooled for efficiency and longer life. Built-in manual reset thermal overload protection. Available in 208-230/460 volts, 60 cycle, 3 phase.

**BEARINGS** – Tapered roller (top)  
Sealed ball (bottom)

**SEAL** – Extended Lip Water Seal.

**WATER REQUIREMENT** – 8 gallons of cold water per minute.

**WASTE OUTLET** – Rubber drain accepts 2" piping or 3" piping by removing drain insert.

**DUAL DIRECTION GRINDING** – Designed to operate in either direction. Direction of rotation can be controlled when installed with automatic reversing controls. *Reversing rotation can double cutting teeth life.*

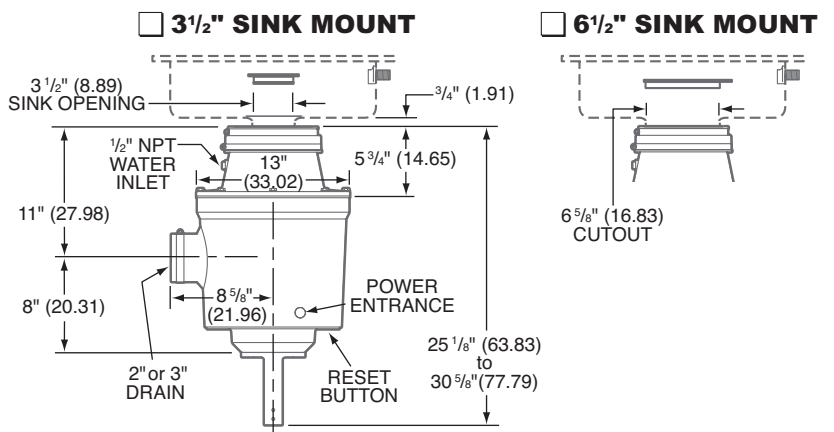
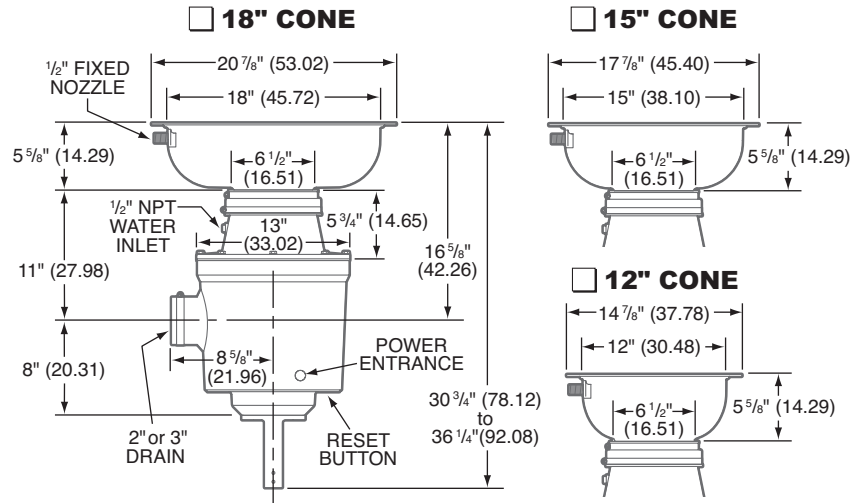
**LEG SUPPORT** – Single leg, adjustable.

**ASSEMBLIES:** (See Specification Sheet)

- CA – Cone Assembly with 12", 15" or 18" Cone
- SA – Sink Assembly with 3½" or 6½" Sink Collar

**DISPOSER CONTROLS:** (See Specification Sheet)

- MSS: (Non Reversing)
- MRSS: (Manual Reversing)
- ARSS-2: (Automatic Reversing)
- ARSS: (Automatic Reversing with Water Saver)



NOTE: Dimensions in parenthesis are in centimeters  
(Specifications subject to change without notice)  
Current specification details may be found online at [www.salvajor.com](http://www.salvajor.com)

SAMPLE SPECIFICATION			
300-CA-18	ARSS	(230/60/3)	
Model	Cone Size	Disposer Control	Electrical Specs.
Assembly			
◆ SPECIFY EXACT OPERATING VOLTAGE ◆			



**The Salvajor Company** 4530 East 75th Terrace Kansas City, Missouri 64132-2081, USA

1-800-SALVAJOR

(816) 363-1030

FAX: 1-800-832-9373

[www.salvajor.com](http://www.salvajor.com)

Email: [sales@salvajor.com](mailto:sales@salvajor.com)

[service@salvajor.com](mailto:service@salvajor.com)

Manufacturers of Commercial Food Waste Disposing Systems since 1944