



# GLO-RAY® INFRARED FOODWARMERS

Models GRAH-18, -24, -30, -36, -42, -48, -54, -60, -66, -72, -84, -96, -108, -120, -132, -144  
GRA-18, -24, -30, -36, -42, -48, -54, -60, -66, -72, -84, -96, -108, -120, -132, -144

ITEM#

GRH-18, -24, -36, -48, -60, -72, -96  
GR-18, -24, -36, -48, -60, -72, -96

Hatco Glo-Ray® Infrared Foodwarmers safely keep all hot foods at optimum serving temperatures longer. Foods do not dry out or become discolored; even the most delicate dishes hold that "just-prepared" look. The Glo-Ray pre-focused heat pattern directs heat from a tubular element to bathe the entire holding surface.

### FLEXIBILITY

The continuous housings, up to 12' (3658 mm) in width (aluminum only), are very strong and eliminate the danger of sagging. Sturdy stainless steel housings are available up to 8' (2438 mm).

An on-off switch may be installed in front or back of the unit to suit the location. **Remote control installation is recommended on all installations to extend the life of the controls.** Many combinations of remote control enclosures are available in several sizes, built in accordance with UL Standards to accommodate power switches, infinite controls, indicator lights, and wiring.

Optional sneeze guards, made of shatterproof, easy-to-clean acrylic, are available, providing a safe environment for the food. Check NSF standards and local codes for requirements.

The color options help blend warmers into any décor.

All Glo-Ray models are shipped factory-assembled, with mounting tabs, ready-to-install quickly and easily.

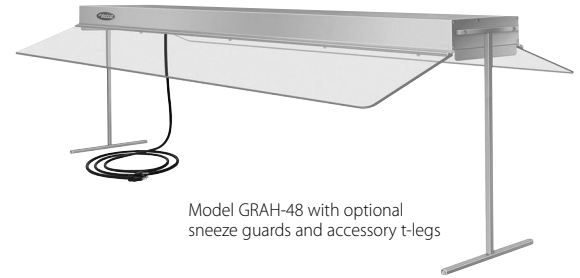
### QUALITY

The following features assure the finest performance for years to come:

- Available in widths from 18" to 144" (457-3658 mm).
- Sturdy continuous aluminum housings eliminate sagging.
- Pre-focused heat maintains serving temperatures longer without continuing to cook the food.
- Variety of models, configurations, colors, finishes and accessories provide unlimited design flexibility.



Model GRAH-36 with optional *Designer* color, infinite switch, cord and plug set, and accessory C-leg stand



Model GRAH-48 with optional sneeze guards and accessory t-legs



### Remote Control Enclosures



Model RMB-3F with toggle switch and indicator light



Model RMB-7C with two infinite switches



HATCO CORPORATION P.O. Box 340500 Milwaukee, WI 53234-0500 U.S.A.  
(800) 558-0607 • (414) 671-6350 • Fax (800) 543-7521 • Int'l. Fax (414) 671-3976  
www.hatcocorp.com • E-mail: equipsales@hatcocorp.com

METAL SHEATHED ELEMENTS GUARANTEED AGAINST BURNOUT AND BREAKAGE FOR TWO YEARS.

Form No. GR Spec Sheet

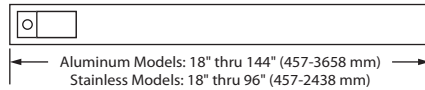
Printed in U.S.A.  
April 2009



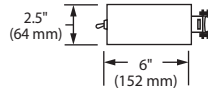
# GLO-RAY® INFRARED FOODWARMERS

Models GRAH-18, -24, -30, -36, -42, -48, -54, -60, -66, -72, -84, -96, -108, -120, -132, -144  
GRA-18, -24, -30, -36, -42, -48, -54, -60, -66, -72, -84, -96, -108, -120, -132, -144

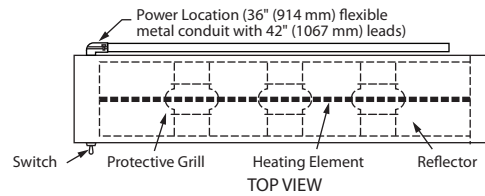
GRH-18, -24, -36, -48, -60, -72, -96  
GR-18, -24, -36, -48, -60, -72, -96



FRONT VIEW



END VIEW



TOP VIEW

## SPECIFICATIONS

Aluminum High Watt		Aluminum Standard Watt			
Model	Watt	Model	Watt	Width	Shipping Weight*
GRAH-18	350	GRA-18	250	18" ( 457 mm)	6 lbs. ( 3 kg)
GRAH-24	500	GRA-24	350	24" ( 610 mm)	7 lbs. ( 3 kg)
GRAH-30	660	GRA-30	450	30" ( 762 mm)	8 lbs. ( 4 kg)
GRAH-36	800	GRA-36	575	36" ( 914 mm)	9 lbs. ( 4 kg)
GRAH-42	950	GRA-42	675	42" (1067 mm)	10 lbs. ( 5 kg)
GRAH-48	1100	GRA-48	800	48" (1219 mm)	11 lbs. ( 5 kg)
GRAH-54	1250	GRA-54	925	54" (1372 mm)	13 lbs. ( 6 kg)
GRAH-60	1400	GRA-60	1050	60" (1524 mm)	14 lbs. ( 6 kg)
GRAH-66*	1560	GRA-66	1160	66" (1676 mm)	16 lbs. ( 7 kg)
GRAH-72*	1725	GRA-72	1275	72" (1829 mm)	17 lbs. ( 8 kg)
GRAH-84**	2050	GRA-84*	1500	84" (2134 mm)	19 lbs. ( 9 kg)
GRAH-96**	2400	GRA-96*	1725	96" (2438 mm)	21 lbs. (10 kg)
GRAH-108	2500	GRA-108	1850	108" (2743 mm)	23 lbs. (10 kg)
GRAH-120	2800	GRA-120	2100	120" (3048 mm)	26 lbs. (12 kg)
GRAH-132	3120	GRA-132	2320	132" (3353 mm)	30 lbs. (14 kg)
GRAH-144	3450	GRA-144	2550	144" (3658 mm)	33 lbs. (15 kg)

Stainless High Watt		Stainless Standard Watt			
Model	Watt	Model	Watt	Width	Shipping Weight*
GRH-18	350	GR-18	250	18" ( 457 mm)	7 lbs. ( 3 kg)
GRH-24	500	GR-24	350	24" ( 610 mm)	7 lbs. ( 3 kg)
GRH-36	800	GR-36	575	36" ( 914 mm)	10 lbs. ( 5 kg)
GRH-48	1100	GR-48	800	48" (1219 mm)	12 lbs. ( 5 kg)
GRH-60	1400	GR-60	1050	60" (1524 mm)	15 lbs. ( 7 kg)
GRH-72	1725	GR-72	1275	72" (1829 mm)	19 lbs. ( 9 kg)
GRH-96	2400	GR-96	1725	96" (2438 mm)	24 lbs. (11 kg)

\* Does not include RMB.

† When using an infinite control with 120 volt model, tandem elements are required, cord not available.

‡ 120 volt models require additional switches and tandem (end-to-end) elements.

## OPTIONS (NOT FOR RETROFIT)

- Designer Colors, Aluminum Models 18" to 144" (457-3658 mm): Warm Red, Black, Gray Granite, White Granite, Navy Blue, Hunter Green, Antique Copper
  - Gloss Finishes, Aluminum Models 18" to 144" (457-3658 mm): Smooth White, Gleaming Gold, Glossy Gray, Bold Black, Radiant Red, Brilliant Blue
  - Indicator Light
  - Tandem Charge (Max. two elements end-to-end)
  - Extended Electrical Leads
  - Sneeze Guard (Aluminum models only)
  - Incandescent Lights available, see GR-L Spec Sheet
  - Infinite Control† (Remote Recommended)
  - Remote Control Enclosure
- † Maximum of 12.2 amps. Consult factory if rating of single element at 120 volts exceeds 1400 watts.

## PRODUCT SPECS Infrared Foodwarmer

The Infrared Foodwarmer shall be a Glo-Ray®, manufactured by the Hatco Corporation, Milwaukee, WI 53234 U.S.A.

With 24/7 parts and service assistance (U.S. and Canada only), the Foodwarmer shall be a Glo-Ray Model ... , rated at ... watts, ... volts, single phase and be ... inches (millimeters) in overall width.

The Glo-Ray shall consist of either a stainless steel or aluminum housing and include as standard equipment four stainless steel shelf mounting tabs and

## DIMENSIONS

18" to 144"W x 6"D x 2.5"H (457-3658 x 152 x 64 mm).

For special lengths, consult factory.

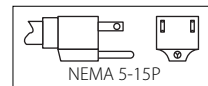
Aluminum models from 18" through 12' (457-3658 mm). Available in 6" (152 mm) increments up to 144" (3658 mm) maximum width.

## VOLTAGE

120, 208 and 240 volts, single phase. Consult factory for Models GRAH-84, GRH-96 and GRAH-96 in 120 volt, and models with tandem elements (208 or 240V).

Export voltages available.

## PLUG CONFIGURATION



120 volts only – Models 6' (1829 mm) or less with C-Leg or T-Leg stand or Chain kit only.

## MOUNTING REQUIREMENTS

Recommended Mounting Height – Standard Watt: 8"-11" (203-279 mm)  
– High Watt: 11"-14" (279-356 mm)

## MINIMUM SPACING –

Combustibles: 13.5" (343 mm) (high watt) or 10" (254 mm) (standard watt) below, 1" (25 mm) above, and 3" (76 mm) to back wall. Non-combustibles: 1" (25 mm) above, 10" (254 mm) (high watt with infinite or indicator lamp), and 8" (203 mm) (high watt toggle or standard watt) below. Must be installed in a pass through area. Units with remote switches may be installed against a non-combustible back wall, flush to an overshef, and 8" (203 mm) to a surface below. Maximum 10" (254 mm) setback from the front of an overshef. Models with cords must be installed 3" (76 mm) below an overshef and 11" (279 mm) (high watt) or 10" (254 mm) (standard watt) over a surface below.

## REMOTE CONTROL ENCLOSURES

Model	Width	Toggle Switches
RMB-3	5.5" (140 mm)	2 Maximum
RMB-7	9" (229 mm)	4 Maximum
RMB-14	14" (356 mm)	6 Maximum
RMB-16	16" (406 mm)	3 Maximum
RMB-20	20" (508 mm)	3 Maximum

## ONE CONTROL BOX PER FOODWARMER.

- 6' (1829 mm) Cord and Plug Set (120V only)‡
- ‡ Available on models 6' (1829 mm) or less with C-leg or T-leg stand or Chain kit only.

## ACCESSORIES

- Adjustable Tubular Stands 10"-14" (254-356 mm)
- Non-Adjustable Tubular Stands 10", 12", 14", or 16" (254, 305, 356, or 406 mm) – Available in Designer colors
- C-Leg Stands for Models up to 6' (1829 mm) (10" or 13.5" (254 or 343 mm) clearance)
- T-Leg Stands for Models up to 6' (1829 mm) (10", 13.5", 16", or 18" (254, 343, 406, or 457 mm) clearance)
- Adjustable Angle Brackets (Provides 1" – 2" (25-51 mm) clearance above unit)
- Chain Suspension

an on-off switch may be optionally installed to either the front or rear of the unit. The infrared heating element shall be tubular metal sheathed. The foodwarmer shall be factory assembled ready for electrical installation.

Options and accessories shall include adjustable or non-adjustable tubular stand, C-leg stand, T-leg stand, angle brackets, suspension chain and fittings, breath protector, cord and plug set, indicator light, and infinite control – remote or built-in.

HATCO CORPORATION P.O. Box 340500 Milwaukee, WI 53234-0500 U.S.A. • (800) 558-0607 • (414) 671-6350  
Fax (800) 543-7521 • Int'l. Fax (414) 671-3976 • www.hatcocorp.com • E-mail: equipsales@hatcocorp.com