



Project \_\_\_\_\_  
 Item # \_\_\_\_\_  
 Quantity \_\_\_\_\_

## Drop-In Ice Wells

Models:

IWB-1, -2, -3, -4, -5, -6

Hatco Drop-In Ice Wells provide all the quality features of our Refrigerated Drop-Ins, but without any refrigeration or electrical components. These ice-cooled, insulated units can hold prechilled food products at preferred serving temperatures. Ideal for salad bars, cold buffets and chilled beverage bars. Pan dividers give you greater flexibility in your variety of featured food products.

### Standard features

- Full-Size insulated wells available to hold 1- to 6-pan configurations
- Optimal insulation on sides and bottom to ensure better cold retention and cost savings
- Larger 1" brass drain with flat screen simplifies cleaning
- False bottom accessory conveniently holds ice above drain for ease of draining
- Matches the Hatco line of Wells for a fully integrated look



IWB-5

### Accessories

- Pan Support Bars
  - 12" (305 mm), hangs from 20" (508 mm) Pan Support Bar
  - 20" (508 mm), hangs from pan shelf
- Perforated False Bottom
  - Hangs from pan shelf, 3.5" (89 mm) from top
  - Placed on bottom of unit, 8" (203 mm) from top
- Rectangular Full-Size Stainless Steel Food Pans:
 

<input type="checkbox"/> Third-Size (2.5" [64 mm] H)	<input type="checkbox"/> Half-Size (2.5" [64 mm] H)
<input type="checkbox"/> Full-Size (2.5" [64 mm] H)	<input type="checkbox"/> Full-Size (4" [101 mm] H)
<input type="checkbox"/> Full-Size (6" [152 mm] H)	
- Stainless Steel Wire Trivets:
 

<input type="checkbox"/> Half-Size	<input type="checkbox"/> Full-Size
------------------------------------	------------------------------------
- Plated Wire Trivets:
 

<input type="checkbox"/> Half-Size	<input type="checkbox"/> Full-Size
------------------------------------	------------------------------------




HATCO CORPORATION | P.O. Box 340500 Milwaukee, WI 53234-0500 U.S.A. | (800) 558-0607 | (414) 671-6350  
 Fax: (800) 543-7521 | Int'l. Fax: (414) 671-3976 | www.hatcocorp.com | email: equipsales@hatcocorp.com



# Drop-In Ice Wells

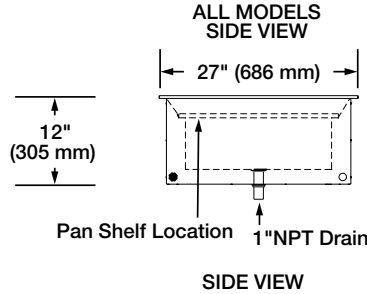
Models: IWB-1, -2, -3, -4, -5, -6

## Models IWB-1, -2, -3, -4, -5, -6 Series



FRONT VIEW

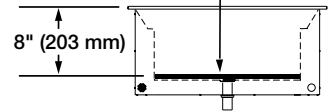
Drain plumbing  
to be installed  
per local codes.



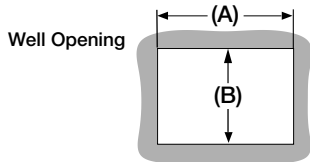
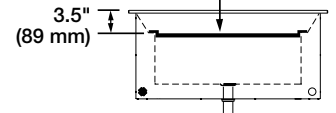
ALL MODELS  
SIDE VIEW

Accessory: 1-part, 2-, or 3-part(s)  
depending on pan size

Placed on bottom of unit -  
8" (203 mm) H for ice



Hangs from pan shelf -  
3.5" (89 mm) H for ice



### Cutout Dimensions for Drop-In Ice Wells

Model	Minimum Width (A)	Maximum Width (A)	Minimum Depth (B)	Maximum Depth (B)
IWB-1	17.125" (435 mm)	18" (457 mm)	25.19" (640 mm)	26" (660 mm)
IWB-2	30.125" (765 mm)	31" (787 mm)	25.19" (640 mm)	26" (660 mm)
IWB-3	43.125" (1095 mm)	44" (1118 mm)	25.19" (640 mm)	26" (660 mm)
IWB-4	56.125" (1426 mm)	57" (1448 mm)	25.19" (640 mm)	26" (660 mm)
IWB-5	69.125" (1756 mm)	70" (1778 mm)	25.19" (640 mm)	26" (660 mm)
IWB-6	82.125" (2086 mm)	83" (2108 mm)	25.19" (640 mm)	26" (660 mm)

### SPECIFICATIONS Drop-In Insulated Ice Wells

Model	Dimensions (Width x Depth x Height)	Ship Weight*
IWB-1	19" x 27" x 12" (483 x 686 x 305 mm)	107 lbs. (49 kg)
IWB-2	32" x 27" x 12" (813 x 686 x 305 mm)	123 lbs. (56 kg)
IWB-3	45" x 27" x 12" (1143 x 686 x 305 mm)	150 lbs. (68 kg)
IWB-4	58" x 27" x 12" (1473 x 686 x 305 mm)	176 lbs. (80 kg)
IWB-5	71" x 27" x 12" (1803 x 686 x 305 mm)	205 lbs. (93 kg)
IWB-6	84" x 27" x 12" (2134 x 686 x 305 mm)	250 lbs. (113 kg)

\* Shipping weight includes packaging and are approximate.

### PRODUCT SPECS Drop-In Ice Well

The Drop-In Ice Well shall be a Model ...as manufactured by the Hatco Corporation, Milwaukee, WI 53234 U.S.A.

The Drop-In Ice Well shall be ...inches (millimeters) in overall width and be ...inches (millimeters) in overall depth. It shall consist of aluminized steel housing

with a stainless interior and bezel.

Accessories may include perforated false bottoms, pan support bars, trivets and stainless steel food pans.

Warranty consists of 24/7 parts and service assistance (US and Canada only).

HATCO CORPORATION | P.O. Box 340500 Milwaukee, WI 53234-0500 U.S.A. | (800) 558-0607 | (414) 671-6350

Fax: (800) 543-7521 | Int'l. Fax: (414) 671-3976 | www.hatcocorp.com | email: equipsales@hatcocorp.com